

Order Form: PVCu Sliding Sash Windows

T 01763 271 811 / F 01763 273 108 / E sales@welglaze.co.uk / W welglaze.co.uk

Your Details

Name

Address

Tel

Fax

Mobile

Email

Project Details

Collect Deliver

Required Date (week commencing)

Delivery Address

Delivery Contact

Delivery Telephone

Customer Reference

Customer Order No

Project Type: New build Refurbishment Subject to Building Regs

Specification Section - Window 1

Quantity

Location

Width (mm)
Min 350mm

Height (mm)
Min 800mm

Transom Drop (From top)

Viewed from outside

Special instructions:

Frame Options

Window Colour External

White smooth
 White woodgrain
 Cream woodgrain
 Golden oak
 Irish oak
 Rosewood
 Black woodgrain
 Chartwell green
 Grey (RAL 7016)
 Living oak
 Bespoke colour (Enter RAL in instructions below)

Window Colour Internal

Smooth white
 To match external

NB: colour on white windows have no top sash tilt facility.

Sills inc in overall height

150mm with up-stand (0mm projection)
 150mm without up-stand (15mm projection)
 180mm without up-stand (45mm projection)
 225mm without up-stand (90mm projection)

Add-ons (external only)
specify other if required (inc in overall width & height)

30mm
 50mm

Top
 Left Right


Hardware

Hardware colours


White
 Gold
 Chrome
 Satin silver
 Black
 Graphite
 Bronze
 Antique black

Hardware style

Standard - locking
 Standard - non-locking
 Heritage - locking
 Heritage - non-locking



standard



heritage

Safety Restrictors

White
 Gold
 Chrome
 Satin silver


Security Upgrade (hardware only)

Secured by Design (includes laminated glass)


Lift Hooks x2 per window
 D-Handles x2 per window
 Pole Eyes x2 per window

Extras

Trickle Vent (top sash only)
 Fire escape
 Quick release tilt arms
 Fixing brackets (9 per window)
 Plant on Sash Horns




Run-through Sash Horns (mechanical)




Deep Bottom Rail (150mm up-stand sill only)

Mechanical
 Welded



Bay poles & couplers
 Welded sill
 Load-bearing jacking kits

Seamless Welding (woodgrain only; min width 475mm)



Glazing

Energy Rating (U Value)

1.4W/m2K A+
 1.5W/m2K A
 1.4W/m2K B Acoustic; laminated

Obscure Glass

Satin
 Standard obscure Pattern

Top
 Bottom

Spacer Bar Colour

Grey
 White
 Black

Toughened Glass

Top
 Bottom

Glazing bars illustrate layouts

Astragal Bar (surface)
 Internal Fret

Bar Layout

Single vertical bar
 Grid
 No. of squares across
 No. of squares down

Specification Section - Window 2

Specification as previous

Quantity

Location

Width (mm)
Min 350mm

Height (mm)
Min 800mm

Transom Drop (From top)

Viewed from outside

Special instructions:

Frame Options

Window Colour External

- White smooth
- White woodgrain
- Cream woodgrain
- Golden oak
- Irish oak
- Rosewood
- Black woodgrain
- Chartwell green
- Grey (RAL 7016)
- Living oak
- Bespoke colour (Enter RAL in instructions below)

Window Colour Internal

- Smooth white
- To match external

NB: colour on white windows have no top sash tilt facility.

Sills

inc in overall height

- 150mm with up-stand (0mm projection)
- 150mm without up-stand (15mm projection)
- 180mm without up-stand (45mm projection)
- 225mm without up-stand (90mm projection)

Add-ons (external only)

specify other if required (inc in overall width & height)

- 30mm
- 50mm
- Top
- Left Right


Hardware

Hardware colours

- White
- Gold
- Chrome
- Satin silver
- Black
- Graphite
- Bronze
- Antique black

Hardware style

- Standard - locking
- Standard - non-locking
- Heritage - locking
- Heritage - non-locking



Safety Restrictors

- White
- Gold
- Chrome
- Satin silver
- Security Upgrade (hardware only)
- Secured by Design (includes laminated glass)
- Lift Hooks x2 per window
- D-Handles x2 per window
- Pole Eyes x2 per window

Extras

- Trickle Vent (top sash only)
- Fire escape
- Quick release tilt arms
- Fixing brackets (9 per window)
- Plant on Sash Horns



- Run-through Sash Horns (mechanical)



Deep Bottom Rail (150mm up-stand sill only)

- Mechanical
- Welded



- Bay poles & couplers
- Welded sill
- Load-bearing jacking kits

- Seamless Welding (woodgrain only; min width 475mm)



Glazing

Energy Rating (U Value)

- 1.4W/m2k A+
- 1.5W/m2k A
- 1.4W/m2k B Acoustic; laminated

Obscure Glass

- Satin
- Standard obscure
- Pattern
- Top
- Bottom

Spacer Bar Colour

- Grey
- White
- Black

Toughened Glass

- Top
- Bottom

Glazing bars

illustrate layouts

- Astragal Bar (surface)
- Internal Fret

Bar Layout

- Single vertical bar
- Grid
- No. of squares across
- No. of squares down

Specification Section - Window 3

Specification as previous

Quantity

Location

Width (mm)
Min 350mm

Height (mm)
Min 800mm

Transom Drop (From top)

Viewed from outside

Special instructions:

Frame Options

Window Colour External

- White smooth
- White woodgrain
- Cream woodgrain
- Golden oak
- Irish oak
- Rosewood
- Black woodgrain
- Chartwell green
- Grey (RAL 7016)
- Living oak
- Bespoke colour (Enter RAL in instructions below)

Window Colour Internal

- Smooth white
- To match external

NB: colour on white windows have no top sash tilt facility.

Sills

inc in overall height

- 150mm with up-stand (0mm projection)
- 150mm without up-stand (15mm projection)
- 180mm without up-stand (45mm projection)
- 225mm without up-stand (90mm projection)

Add-ons (external only)

specify other if required (inc in overall width & height)

- 30mm
- 50mm
- Top
- Left Right


Hardware

Hardware colours

- White
- Gold
- Chrome
- Satin silver
- Black
- Graphite
- Bronze
- Antique black

Hardware style

- Standard - locking
- Standard - non-locking
- Heritage - locking
- Heritage - non-locking



Safety Restrictors

- White
- Gold
- Chrome
- Satin silver
- Security Upgrade (hardware only)
- Secured by Design (includes laminated glass)
- Lift Hooks x2 per window
- D-Handles x2 per window
- Pole Eyes x2 per window

Extras

- Trickle Vent (top sash only)
- Fire escape
- Quick release tilt arms
- Fixing brackets (9 per window)
- Plant on Sash Horns



- Run-through Sash Horns (mechanical)



Deep Bottom Rail (150mm up-stand sill only)

- Mechanical
- Welded



- Bay poles & couplers
- Welded sill
- Load-bearing jacking kits

- Seamless Welding (woodgrain only; min width 475mm)



Glazing

Energy Rating (U Value)

- 1.4W/m2k A+
- 1.5W/m2k A
- 1.4W/m2k B Acoustic; laminated

Obscure Glass

- Satin
- Standard obscure
- Pattern
- Top
- Bottom

Spacer Bar Colour

- Grey
- White
- Black

Toughened Glass

- Top
- Bottom

Glazing bars

illustrate layouts

- Astragal Bar (surface)
- Internal Fret

Bar Layout

- Single vertical bar
- Grid
- No. of squares across
- No. of squares down