

Order Form: Aluminium Roof Lantern


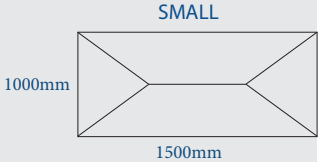
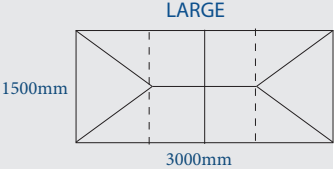
Print, fill in and email back.

T 01763 271811 / F 01763 273108 / E sales@welglaze.co.uk / W welglaze.co.uk

Your Details	
Name	<input type="text"/>
Address	<input type="text"/>
	<input type="text"/>
	<input type="text"/>
	<input type="text"/>
Tel	<input type="text"/>
Fax	<input type="text"/>
Mobile	<input type="text"/>
Email	<input type="text"/>

Project Details	
Collect <input type="checkbox"/>	Deliver <input type="checkbox"/>
Required Date	<input type="text"/>
Delivery Address	<input type="text"/>
	<input type="text"/>
	<input type="text"/>
Delivery Contact	<input type="text"/>
Delivery Telephone	<input type="text"/>
Customer Reference	<input type="text"/>
Customer Order No	<input type="text"/>

Specification Section	
Roof Colour External <input type="checkbox"/> White PVC <input type="checkbox"/> White Aluminium 9003 80% Gloss <input type="checkbox"/> Grey Aluminium 7016 30% Gloss <input type="checkbox"/> Black Aluminium 9005 60% Gloss Internal <input type="checkbox"/> White PVC <input type="checkbox"/> Pvc - Painted Grey <input type="checkbox"/> Pvc - Painted Black <input type="checkbox"/> White Aluminium 9003 80% Gloss <input type="checkbox"/> Grey Aluminium 7016 30% Gloss <input type="checkbox"/> Black Aluminium 9005 60% Gloss Glass Options Unglazed <input type="checkbox"/> 24mm Glass Anti Sun 1.1 <input type="checkbox"/> A3 (Bronze) Conservaglass 1.1- Self Cleaning <input type="checkbox"/> Activ Blue (SB) <input type="checkbox"/> Activ Neutral Spacer Bar Colour <input type="checkbox"/> Silver (Default) <input type="checkbox"/> White <input type="checkbox"/> Gold <input type="checkbox"/> Bronze <input type="checkbox"/> Warm Edge	Rotabond Sealant <input type="checkbox"/> White (NCGS001W) <input type="checkbox"/> Black (NCGS001B) No. Tubes Req: <input type="text"/> Roof Vent PVC <input type="checkbox"/> One <input type="checkbox"/> Two Aluminium <input type="checkbox"/> One <input type="checkbox"/> Two Vent Mechanism <input type="checkbox"/> Manual With Brass <input type="checkbox"/> Electric With Switch <input type="checkbox"/> Manual With Chrome <input type="checkbox"/> Electric With Rain Sensor/ Thermostat

Please sketch your Roof Lantern here	
	<p>SMALL</p>  <p>1000mm 1500mm</p> <p>LARGE</p>  <p>1500mm 3000mm</p>
<input type="checkbox"/> Please tick if height is greater than one storey. State height above ground level _____	

Specification
<ul style="list-style-type: none"> - Set out is always measured to external face of timber kerb. - Timber kerb should be a minimum of 150mm x 70mm wide (not supplied) - Width up to 4000mm. Length up to 6000mm - normal sizes. - Fixed pitch of 25 degree all round. - Double ended hipped (rectangle shape). - Supplied glazed or unglazed for 24 mm sealed units - glazed overhangs, no gutter. - We will always design with the minimum number of bars - if you require additional and specific bars, please mark on drawing above.

Special instructions

Disclaimer
The builder/installer is responsible for providing/checking structural timber deck. Building Regulation applications MAY be needed depending upon application. In certain commercial applications, restrictions in the use of product may apply.

