

Print, fill in and email back.

T 01763 271 811 | E sales@welglaze.co.uk | W welglaze.co.uk

### Your Details

Name

Address

Tel

Fax

Mobile

Email

### Project Details

Collect  Deliver

Required Date

Delivery Address

Delivery Contact




Delivery Telephone

Customer Reference

Customer Order No

Project Type: New build  Refurbishment  Subject to Building Regs

### Window 1: Specification Section




<p><b>Window Profile</b></p> <p><input type="checkbox"/> Bevelled (2500 series)</p> <p><input type="checkbox"/> Sculptured (2800 series)</p> <p><b>Quantity</b></p> <input type="text"/> <p><b>Location</b></p> <input type="text"/> <p><b>Width</b></p> <input type="text"/> <p><b>Height</b></p> <input type="text"/> <p><b>Mullion</b></p> <input type="text"/> <p><b>Transom Drop</b></p> <input type="text"/> <p><b>Viewed from outside</b></p> <div style="border: 1px solid black; height: 100px; width: 100%;"></div>	<p><b>FRAME OPTIONS</b></p> <p><b>Window Colour</b></p> <p><input type="checkbox"/> Smooth White</p> <p><input type="checkbox"/> Pure White Grain</p> <p><input type="checkbox"/> Heritage White Grain</p> <p><input type="checkbox"/> Classic Cream</p> <p><input type="checkbox"/> Ice Cream Grain</p> <p><input type="checkbox"/> Irish Oak</p> <p><input type="checkbox"/> Rosewood</p> <p><input type="checkbox"/> Golden Oak</p> <p><input type="checkbox"/> Chartwell Green Grain</p> <p><input type="checkbox"/> Anthracite Grey Grain</p> <p>Other: <input type="text"/></p> <p><b>Window Colour Internal</b></p> <p><input type="checkbox"/> Smooth White</p> <p><input type="checkbox"/> To Match Outside</p> <p>Other: <input type="text"/></p> <p><b>Reinforcement</b></p> <p><input type="checkbox"/> Standard</p> <p><input type="checkbox"/> Full</p> <p><b>Transoms &amp; Mullions</b></p> <p><input type="checkbox"/> Mechanical</p> <p><input type="checkbox"/> Welded</p> <p><b>Dummy Vents</b></p> <p><input type="checkbox"/> Dummy Vents</p>	<p><b>HARDWARE</b></p> <p><b>Handle Colour</b></p> <p><input type="checkbox"/> White</p> <p><input type="checkbox"/> Black</p> <p><input type="checkbox"/> Chrome</p> <p><input type="checkbox"/> Satin Chrome</p> <p><input type="checkbox"/> Gold</p> <p><b>Handle Type</b></p> <p><input type="checkbox"/> Standard </p> <p><input type="checkbox"/> Monkey Tail </p> <p><input type="checkbox"/> Teardrop </p> <p><b>Dummy Peg Stay</b></p> <p><input type="checkbox"/> Monkey Tail</p> <p><input type="checkbox"/> Teardrop</p> <p><b>Locking Mechanism</b></p> <p><input type="checkbox"/> Locking</p> <p><input type="checkbox"/> Non-locking</p> <p><b>Hinge Type</b></p> <p><input type="checkbox"/> Standard</p> <p><input type="checkbox"/> Egress/Easy Clean</p> <p><input type="checkbox"/> Restrictor</p>	<p><b>GLAZING</b></p> <p><b>Energy Rating</b></p> <p><input type="checkbox"/> Unglazed</p> <p><input type="checkbox"/> A Rated</p> <p><input type="checkbox"/> B Rated</p> <p><input type="checkbox"/> C Rated - Laminated Glass</p> <p><input type="checkbox"/> Obscure Glass</p> <p>Pattern: <input type="text"/></p> <p><b>Glazing Method</b></p> <p><input type="checkbox"/> Temporary Glazed</p> <p><input type="checkbox"/> Fully Glazed</p> <p><b>Spacer Bar Colour</b></p> <p><input type="checkbox"/> White</p> <p><input type="checkbox"/> Grey</p> <p><input type="checkbox"/> Black</p> <p><b>Toughened Glass</b></p> <p><input type="checkbox"/> Toughened Glass (illustrate location)</p>	<p><b>EXTRAS</b></p> <p><input type="checkbox"/> Trickle Vent</p> <p><b>Glazing Bars</b></p> <p><input type="checkbox"/> Astragal Bar (illustrate layout)</p> <p><input type="checkbox"/> Internal Fret (illustrate layout)</p> <p><b>Lead Work</b></p> <p><input type="checkbox"/> Square</p> <p><input type="checkbox"/> Diamond</p> <p><b>Sill</b></p> <p><input type="checkbox"/> No sill</p> <p><input type="checkbox"/> Stub</p> <p><input type="checkbox"/> 150mm</p> <p><input type="checkbox"/> 180mm</p> <p><input type="checkbox"/> 250mm</p> <p><b>Secured by Design</b></p> <p><input type="checkbox"/> Secured by Design</p>
---	---	--	---	--

Special instructions:






Longer lead times + surcharge may apply on some colours - please ask.

## Window 2: Specification Section

<p><b>Window Profile</b></p> <p><input type="checkbox"/> Bevelled (2500 series)</p> <p><input type="checkbox"/> Sculptured (2800 series)</p> <p><b>Quantity</b></p> <input type="text"/> <p><b>Location</b></p> <input type="text"/> <p><b>Width</b></p> <input type="text"/> <p><b>Height</b></p> <input type="text"/> <p><b>Mullion</b></p> <input type="text"/> <p><b>Transom Drop</b></p> <input type="text"/> <p><b>Viewed from outside</b></p> <div style="border: 1px solid black; height: 100px; width: 100%;"></div>	<p><b>FRAME OPTIONS</b></p> <p><b>Window Colour</b></p> <p><input type="checkbox"/> Smooth White</p> <p><input type="checkbox"/> Pure White Grain</p> <p><input type="checkbox"/> Heritage White Grain</p> <p><input type="checkbox"/> Classic Cream</p> <p><input type="checkbox"/> Ice Cream Grain</p> <p><input type="checkbox"/> Irish Oak</p> <p><input type="checkbox"/> Rosewood</p> <p><input type="checkbox"/> Golden Oak</p> <p><input type="checkbox"/> Chartwell Green Grain</p> <p><input type="checkbox"/> Anthracite Grey Grain</p> <p>Other:</p> <input type="text"/> <p><b>Window Colour Internal</b></p> <p><input type="checkbox"/> Smooth White</p> <p><input type="checkbox"/> To Match Outside</p> <p>Other:</p> <input type="text"/> <p><b>Reinforcement</b></p> <p><input type="checkbox"/> Standard</p> <p><input type="checkbox"/> Full</p> <p><b>Transoms &amp; Mullions</b></p> <p><input type="checkbox"/> Mechanical</p> <p><input type="checkbox"/> Welded</p> <p><b>Dummy Vents</b></p> <p><input type="checkbox"/> Dummy Vents</p>	<p><b>HARDWARE</b></p> <p><b>Handle Colour</b></p> <p><input type="checkbox"/> White</p> <p><input type="checkbox"/> Black</p> <p><input type="checkbox"/> Chrome</p> <p><input type="checkbox"/> Satin Chrome</p> <p><input type="checkbox"/> Gold</p> <p><b>Handle Type</b></p> <p><input type="checkbox"/> Standard</p>  <p><input type="checkbox"/> Monkey Tail</p>  <p><input type="checkbox"/> Teardrop</p>  <p><b>Dummy Peg Stay</b></p> <p><input type="checkbox"/> Monkey Tail</p> <p><input type="checkbox"/> Teardrop</p> <p><b>Locking Mechanism</b></p> <p><input type="checkbox"/> Locking</p> <p><input type="checkbox"/> Non-locking</p> <p><b>Hinge Type</b></p> <p><input type="checkbox"/> Standard</p> <p><input type="checkbox"/> Egress/Easy Clean</p> <p><input type="checkbox"/> Restrictor</p>	<p><b>GLAZING</b></p> <p><b>Energy Rating</b></p> <p><input type="checkbox"/> Unglazed</p> <p><input type="checkbox"/> A Rated</p> <p><input type="checkbox"/> B Rated</p> <p><input type="checkbox"/> C Rated - Laminated Glass</p> <p><input type="checkbox"/> Obscure Glass</p> <p>Pattern:</p> <input type="text"/> <p><b>Glazing Method</b></p> <p><input type="checkbox"/> Temporary Glazed</p> <p><input type="checkbox"/> Fully Glazed</p> <p><b>Spacer Bar Colour</b></p> <p><input type="checkbox"/> White</p> <p><input type="checkbox"/> Grey</p> <p><input type="checkbox"/> Black</p> <p><b>Toughened Glass</b></p> <p><input type="checkbox"/> Toughened Glass (illustrate location)</p>	<p><b>EXTRAS</b></p> <p><input type="checkbox"/> Trickle Vent</p> <p><b>Glazing Bars</b></p> <p><input type="checkbox"/> Astragal Bar (illustrate layout)</p> <p><input type="checkbox"/> Internal Fret (illustrate layout)</p> <p><b>Lead Work</b></p> <p><input type="checkbox"/> Square</p> <p><input type="checkbox"/> Diamond</p> <p><b>Sill</b></p> <p><input type="checkbox"/> No sill</p> <p><input type="checkbox"/> Stub</p> <p><input type="checkbox"/> 150mm</p> <p><input type="checkbox"/> 180mm</p> <p><input type="checkbox"/> 250mm</p> <p><b>Secured by Design</b></p> <p><input type="checkbox"/> Secured by Design</p>
---	---	---	--	--

Special instructions:

## Window 3: Specification Section

<p><b>Window Profile</b></p> <p><input type="checkbox"/> Bevelled (2500 series)</p> <p><input type="checkbox"/> Sculptured (2800 series)</p> <p><b>Quantity</b></p> <input type="text"/> <p><b>Location</b></p> <input type="text"/> <p><b>Width</b></p> <input type="text"/> <p><b>Height</b></p> <input type="text"/> <p><b>Mullion</b></p> <input type="text"/> <p><b>Transom Drop</b></p> <input type="text"/> <p><b>Viewed from outside</b></p> <div style="border: 1px solid black; height: 100px; width: 100%;"></div>	<p><b>FRAME OPTIONS</b></p> <p><b>Window Colour</b></p> <p><input type="checkbox"/> Smooth White</p> <p><input type="checkbox"/> Pure White Grain</p> <p><input type="checkbox"/> Heritage White Grain</p> <p><input type="checkbox"/> Classic Cream</p> <p><input type="checkbox"/> Ice Cream Grain</p> <p><input type="checkbox"/> Irish Oak</p> <p><input type="checkbox"/> Rosewood</p> <p><input type="checkbox"/> Golden Oak</p> <p><input type="checkbox"/> Chartwell Green Grain</p> <p><input type="checkbox"/> Anthracite Grey Grain</p> <p>Other:</p> <input type="text"/> <p><b>Window Colour Internal</b></p> <p><input type="checkbox"/> Smooth White</p> <p><input type="checkbox"/> To Match Outside</p> <p>Other:</p> <input type="text"/> <p><b>Reinforcement</b></p> <p><input type="checkbox"/> Standard</p> <p><input type="checkbox"/> Full</p> <p><b>Transoms &amp; Mullions</b></p> <p><input type="checkbox"/> Mechanical</p> <p><input type="checkbox"/> Welded</p> <p><b>Dummy Vents</b></p> <p><input type="checkbox"/> Dummy Vents</p>	<p><b>HARDWARE</b></p> <p><b>Handle Colour</b></p> <p><input type="checkbox"/> White</p> <p><input type="checkbox"/> Black</p> <p><input type="checkbox"/> Chrome</p> <p><input type="checkbox"/> Satin Chrome</p> <p><input type="checkbox"/> Gold</p> <p><b>Handle Type</b></p> <p><input type="checkbox"/> Standard</p>  <p><input type="checkbox"/> Monkey Tail</p>  <p><input type="checkbox"/> Teardrop</p>  <p><b>Dummy Peg Stay</b></p> <p><input type="checkbox"/> Monkey Tail</p> <p><input type="checkbox"/> Teardrop</p> <p><b>Locking Mechanism</b></p> <p><input type="checkbox"/> Locking</p> <p><input type="checkbox"/> Non-locking</p> <p><b>Hinge Type</b></p> <p><input type="checkbox"/> Standard</p> <p><input type="checkbox"/> Egress/Easy Clean</p> <p><input type="checkbox"/> Restrictor</p>	<p><b>GLAZING</b></p> <p><b>Energy Rating</b></p> <p><input type="checkbox"/> Unglazed</p> <p><input type="checkbox"/> A Rated</p> <p><input type="checkbox"/> B Rated</p> <p><input type="checkbox"/> C Rated - Laminated Glass</p> <p><input type="checkbox"/> Obscure Glass</p> <p>Pattern:</p> <input type="text"/> <p><b>Glazing Method</b></p> <p><input type="checkbox"/> Temporary Glazed</p> <p><input type="checkbox"/> Fully Glazed</p> <p><b>Spacer Bar Colour</b></p> <p><input type="checkbox"/> White</p> <p><input type="checkbox"/> Grey</p> <p><input type="checkbox"/> Black</p> <p><b>Toughened Glass</b></p> <p><input type="checkbox"/> Toughened Glass (illustrate location)</p>	<p><b>EXTRAS</b></p> <p><input type="checkbox"/> Trickle Vent</p> <p><b>Glazing Bars</b></p> <p><input type="checkbox"/> Astragal Bar (illustrate layout)</p> <p><input type="checkbox"/> Internal Fret (illustrate layout)</p> <p><b>Lead Work</b></p> <p><input type="checkbox"/> Square</p> <p><input type="checkbox"/> Diamond</p> <p><b>Sill</b></p> <p><input type="checkbox"/> No sill</p> <p><input type="checkbox"/> Stub</p> <p><input type="checkbox"/> 150mm</p> <p><input type="checkbox"/> 180mm</p> <p><input type="checkbox"/> 250mm</p> <p><b>Secured by Design</b></p> <p><input type="checkbox"/> Secured by Design</p>
---	---	---	--	--

Special instructions: