

Order Form: Aluminium Windows

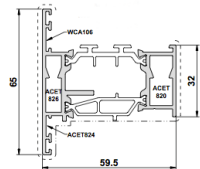
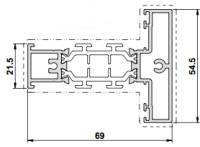
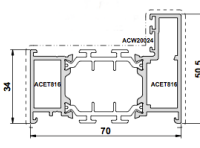
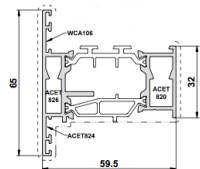
Print, fill in and fax back.

T 01763 271 811 / E sales@welglaze.co.uk / W welglaze.co.uk

Your Details		Project Details	
Name	<input type="text"/>	Collect <input type="checkbox"/> Deliver <input type="checkbox"/>	
Address	<input type="text"/> <input type="text"/> <input type="text"/> <input type="text"/>	Required Date	<input type="text"/>
Tel	<input type="text"/>	Delivery Address	<input type="text"/> <input type="text"/> <input type="text"/>
Fax	<input type="text"/>	Delivery Contact	<input type="text"/>
Mobile	<input type="text"/>	Delivery Telephone	<input type="text"/>
Email	<input type="text"/>	Customer Reference	<input type="text"/>
		Customer Order No	<input type="text"/>

Project Type: Newbuild Refurbishment Subject to Building Regs

Specification Section - Window 1

<p>Quantity <input type="text"/></p> <p>Location <input type="text"/></p> <p>Width <input type="text"/></p> <p>Height <input type="text"/></p> <p>Window Colour</p> <p><input type="checkbox"/> Standard White <input type="checkbox"/> Standard Grey <input type="checkbox"/> Standard Black <input type="checkbox"/> Other RAL Colour <input type="checkbox"/> Sensations</p> <p>Colour Ref: <input type="text"/></p> <p>Door Colour Internal</p> <p><input type="checkbox"/> To Match External <input type="checkbox"/> Standard White <input type="checkbox"/> Standard Grey <input type="checkbox"/> Standard Black <input type="checkbox"/> Other RAL Colour <input type="checkbox"/> Sensations</p> <p>Colour Ref: <input type="text"/></p> <p>Illustrations: <input type="text"/></p>	<p>Handle Colour</p> <p><input type="checkbox"/> White <input type="checkbox"/> Black <input type="checkbox"/> Chrome <input type="checkbox"/> Gold <input type="checkbox"/> Satin Chrome</p> <p>Energy Rating</p> <p><input type="checkbox"/> Unglazed <input type="checkbox"/> Double Glazed U-value: 1.5 A-Rated <input type="checkbox"/> Triple Glazed U-value: 1.1 A-Rated</p> <p><input type="checkbox"/> Obscure Glass Pattern: <input type="text"/></p> <p><input type="checkbox"/> Toughened Glass <input type="checkbox"/> Outer Frame Square</p> <p>Spacer Bar Colour</p> <p><input type="checkbox"/> White <input type="checkbox"/> Grey <input type="checkbox"/> Black</p> <p><input type="checkbox"/> Trickle Vent (in sash) please illustrate</p>	<p>Sill</p> <p><input type="checkbox"/> No sill <input type="checkbox"/> 85mm <input type="checkbox"/> 150mm <input type="checkbox"/> 190mm <input type="checkbox"/> 225mm</p> <p>Frame Extenders</p> <p><input type="checkbox"/> 20mm <input type="checkbox"/> 42mm <input type="checkbox"/> Left <input type="checkbox"/> Right <input type="checkbox"/> Top <input type="checkbox"/> Bottom</p>	<p><input type="checkbox"/> Internally Beaded Flat Sash</p>  <p><input type="checkbox"/> 70mm Square Transom/Mullion</p>  <p><input type="checkbox"/> 70mm Square Deep Outer Frame</p>  <p><input type="checkbox"/> Internally Beaded Chamfered Sash</p> 
<p>Special Instructions: <input type="text"/></p>			

Specification Section - Window 2

Quantity

Location

Width

Height

Window Colour

- Standard White
 Standard Grey
 Standard Black
 Other RAL Colour
 Sensations

Colour Ref:

Door Colour Internal

- To Match External
 Standard White
 Standard Grey
 Standard Black
 Other RAL Colour
 Sensations

Colour Ref:

Illustrations:

Handle Colour

- White
 Black
 Chrome
 Gold
 Satin Chrome

Energy Rating

- Unglazed
 Double Glazed U-value: 1.5 A-Rated
 Triple Glazed U-value: 1.1 A-Rated

Obscure Glass

Pattern:

Toughened Glass

Outer Frame Square

Spacer Bar Colour

- White
 Grey
 Black

Trickle Vent (in sash)

please illustrate

Sill

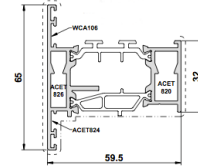
- No sill
 85mm
 150mm
 190mm
 225mm

Frame Extenders

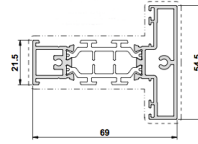
- 20mm
 42mm
 Left
 Right
 Top
 Bottom

Special Instructions:

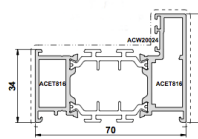
Internally Beaded Flat Sash



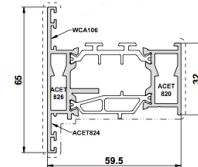
70mm Square Transom/Mullion



70mm Square Deep Outer Frame



Internally Beaded Chamfered Sash



Specification Section - Window 3

Quantity

Location

Width

Height

Window Colour

- Standard White
 Standard Grey
 Standard Black
 Other RAL Colour
 Sensations

Colour Ref:

Door Colour Internal

- To Match External
 Standard White
 Standard Grey
 Standard Black
 Other RAL Colour
 Sensations

Colour Ref:

Illustrations:

Handle Colour

- White
 Black
 Chrome
 Gold
 Satin Chrome

Energy Rating

- Unglazed
 Double Glazed U-value: 1.5 A-Rated
 Triple Glazed U-value: 1.1 A-Rated

Obscure Glass

Pattern:

Toughened Glass

Outer Frame Square

Spacer Bar Colour

- White
 Grey
 Black

Trickle Vent (in sash)

please illustrate

Sill

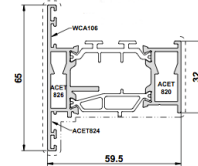
- No sill
 85mm
 150mm
 190mm
 225mm

Frame Extenders

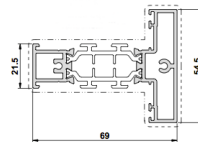
- 20mm
 42mm
 Left
 Right
 Top
 Bottom

Special Instructions:

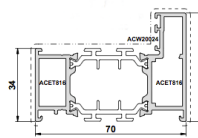
Internally Beaded Flat Sash



70mm Square Transom/Mullion



70mm Square Deep Outer Frame



Internally Beaded Chamfered Sash

